







SCS IONIZER SELECTION GUIDE

This chart will help you determine the ionizer that best fits your application.

	<i>In-Tool Ionizer</i>	<i>Benchtop Ionizer</i>		<i>Overhead Ionizer</i>		<i>Ionized Air Gun</i>
						
Item Number	<u>960</u>	<u>963E Series</u>	<u>9110-NO</u>	<u>991A Series</u>	<u>9310-NO</u>	<u>980 Series</u>
Fan Count	1	1	1	3	3	-
Maximum Airflow	24 CFM	112 CFM	108 CFM	300 CFM	321 CFM	2.3 CFM @ 30 psi
Balance (Offset Voltage)	±20V	±15V	±15V	±5V	±15V	±30V
Discharge Time	<4 seconds @ 1 ft	<2 seconds @ 1ft	≤2 seconds @ 1 ft	≤3 seconds @ 18 in	<3.5 seconds at 18 in	<1 second @ 6 in (30 psi)
Ion Emission	Steady-state DC	Steady-state DC	Steady-state DC	AC ionization	Steady-state DC	Steady-state DC
Special Feature	Compact size	Auto balance	Automatic emitter cleaner	Lights and heater	Automatic emitter cleaner	Ergonomic gun design
Dimensions	4.5H x 3.3W x 2.0D in	9H x 8.5W x 4.5D in	9H x 7W x 4D in	4H x 42.8W x 6.8D in	5H x 42W x 7D in	8L x 3W x 1D in (gun) 8.5L x 3.0W x 1.6D in (console)
Weight	0.8 lbs	2.5 lbs	2.9 lbs	16.0 lbs	10.8 lbs	0.8 lbs (gun + hose) 0.7 lbs (console)
Certifications	UL, C-UL	UL, C-UL, CE	UL, C-UL, CE	UL, C-UL, CE	UL, C-UL, CE	UL, C-UL, CE
Country of Origin	China	China	China	United States of America	China	China

"Ionization or other charge mitigating techniques shall be used at the workstation to neutralize electrostatic fields on all process essential insulators if the electrostatic field is considered a threat." [ANSI/ESD S20.20 section 6.2.3.1. Protected Areas Requirement]



"Air ionization can neutralize the static charge on insulated and isolated objects by charging the molecules of the gases of the surrounding air. Whatever static charge is present on objects in the work environment will be neutralized by attracting opposite polarity charges from the air. Because it uses only the air that is already present in the work environment, air ionization may be employed even in clean rooms." [ESD Handbook TR20.20 Ionization, section 5.3.6.1]

NOTE: Offset voltage balance in volts and discharge times in seconds are representative only and are not a guarantee. They are actual measurements recorded in an ambient factory environment. For compliance verification, measurements should be made at the location where ESD sensitive items are to be neutralized. A larger area may require additional ionizers. Use the Selection Chart to identify the optimal ionizer for your application. Note: if a faster discharge time is desired, it will typically require using a greater number of ionizers. See Discharge Time coverage figure in user guides.



926 JR Industrial Drive, Sanford, NC 27332
 East: 919-718-0000 | West: 909-627-9634
 StaticControl.com

